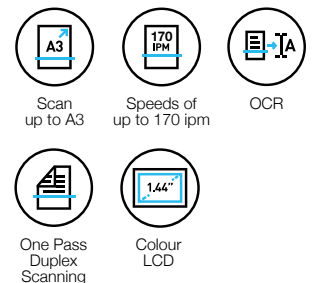


DESIGNED FOR HIGH PRECISION, HIGH-VOLUME SCANNING.



Designed to support high-volume scanning environments, the WorkForce DS-870 and DS-970 combine performance, speed and durability in a sleek, compact design. Featuring a daily duty cycle rating of up to 14,000 sheets and speeds of up to 170ipm on the DS-970, these scanners deliver efficient document scanning for higher productivity. With a flatbed dock, the WorkForce DS-870 and DS-970 provide the versatility and reliability to meet every business scanning need.



ENGINEERED FOR good

Durable, High-speed Scanning

Boost productivity with ADF capacity of 100 sheets and fast scanning speeds of up to 170 ipm on the DS-970.

1.44" Colour LCD

Enjoy a clear display of job contents with 1.44" touch panel and easily view up to 30 jobs at a time.

Paper Protection Function

Automatically stops feeding upon detecting abnormal paper feeding or stapled/folded paper to protect your documents from damage.

Fast, durable and versatile, the WorkForce DS-870 and DS-970 are the perfect high-speed, high-volume scanners for small/mid-sized businesses. Packed with smart features such as vertical streak detection for automated calculation of cleaning timing, automatic size recognition and paper protection function, you enjoy high-precision quality scans every time. Optional flatbed dock provides greater flexibility and control for higher productivity gains.



Durable, High-speed Scanning


Designed for fast, high-volume scanning, enjoy scanning speeds of up to 65ppm/130ipm on the DS-870 and 85ppm/170ipm on the DS-970. With a 100-sheet Automatic Document Feeder and high daily duty cycle of up to 14,000 sheets, these scanners provide the robust reliability that businesses need.

1.44" Colour LCD

With a screen size of 1.44", users get a clear display of job contents at a glance and can even view and assign up to 30 jobs at a time on the panel. Operate the scanner easily using push scan functions and change scan settings directly from the panel without having to use a PC.

Automatic Size Recognition

Place documents of different sizes ranging from A6 to A4 in the middle of the feeding tray and the DS-870/970 will automatically detect and scan everything in the correct size, all in a single batch.



Paper Protection Function

With automatic stop upon detection of abnormal paper feeding or stapled/folded paper, you decrease and prevent damage to your important documents.



Flatbed Option*



With the optional Flatbed Dock, the Epson Perfection V39II can be used together with the scanners to provide a flatbed option for users who need to scan objects such as books, or small and fragile documents that can be easily damaged such as receipts.

* Push scanning is not supported for Flatbed. For Mac, installation of the V39II scanner driver is required.

Scan Fragile and A3 Documents Easily

Scan small and fragile documents, as well as A3-sized documents, using a carrier sheet that can be automatically detected by the scanners. Alternatively, you may scan fragile documents without using a carrier sheet by turning on the Slow Scan Mode.

User-friendly Features

Automatic Feeding Mode



The Automatic Feeding Mode enables large volumes of documents to be scanned continuously. In addition, this mode allows you to scan documents one at a time without needing to arrange them by size and they will be saved into a single PDF.

Double Feed Detection Skip Function



Activate the Double Feed Detection Skip function to scan documents with stickers and labels.

Epson Scan 2

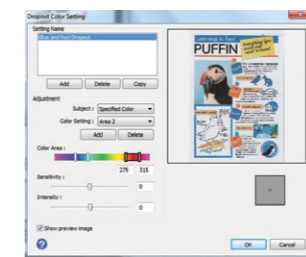
Text Enhancement

Improves text recognition when scanning text documents, whether in colour, greyscale or black-and-white. Removes background for better clarity, which is especially useful for double-sided printed documents.

Document Skew Correction

Automatically adjusts and straightens scanned images.

Colour Enhancement & Colour Dropout



Remove or enhance the visibility of ink signatures such as "Confidential" and "Urgent" stamps. Users can pick one of the preset colours (red, green, blue, pink, purple, yellow, orange, or all colours except black), or use the customised settings to dropout or enhance up to 5 colours of your choice with a single scan. Up to 10 preset colours can be saved for reuse.

PDF Features for Added Convenience

The built-in OCR enables searchable PDF files. Secure your PDF files by setting a password to prevent unauthorised viewing, editing or printing.

Document Management

Document Capture Software*



Easily scan, view, edit, save and transfer scanned documents. The software optically recognises barcodes, characters and blank pages in scanned documents to separate them into different folders. It allows you to create up to 30 customised job settings, making multiple scan jobs a breeze.

*Limited functionality for Mac version of Document Capture software.

Compatible with Epson Device Admin



With Epson Device Admin, you can now manage, monitor and configure your Epson device fleet easily. It is compatible with a large range of networked printers and scanners, and all information can be viewed via one smart, intuitive interface.

Epson Device Admin Functions

- Manage Epson devices in groups
- Receive automatic alerts for quick response when the device faces an error or when it runs out of consumables
- Generate reports automatically for cost-savings activities
- Configure multiple devices efficiently with templates to simplify large deployments

For more information, please refer to <http://www.epson.com.sg/epsondeviceadmin>

PARTNERS IN PERFECTION



WorkForce Pro WF-C579R

Fast, reliable and cost efficient, the WorkForce Pro WF-C579R delivers outstanding print performance to capture the finest details.



EB-1485Fi Ultra-short Throw Interactive Projector

Bring your presentations and learning experiences to life with Epson EB-1485Fi projector. Designed for meeting spaces and educational purposes, the ultra wide, super bright Full HD laser display allows image projection of up to 120" diagonal at the 16:9 ratio.

SPECIFICATIONS

Model Number	DS-870	DS-970
Scanner		
Scanner Type	A4 sheet-fed, one-pass duplex colour scanner	
Sensor Type	Contact Image Sensor (CIS)	
Scanning Method	Fixed carriage & moving document	
Light Source	RGB LED	
Optical Resolution*1	600 x 600 dpi	
Output Resolution	50 - 1,200 dpi (in 1 dpi increments)	
Bit Depth	Each colour (RGB): 10 bit input / 8 bit output	
Document Size		
Minimum	50.8 x 50.8 mm	
Maximum	215.9 x 6,096 mm	
Supported Paper Weight	27 - 413 g/m ² (A8 or less 127 - 413 g/m ²)	
ADF Capacity	100 sheets (80 g/m ²)	
Daily Scan Volume	Up to 10,000 sheets / day	Up to 14,000 sheets / day
Multi-feed Detection	Ultrasonic Sensor and Length Detection	
Interface	USB 3.0	
Scanning Speed*2		
Resolution (Colour/Greyscale/Mono)	Simplex / Duplex	
200 dpi	65 ppm / 130 ipm	85 ppm / 170 ipm
300 dpi	65 ppm / 130 ipm	85 ppm / 170 ipm
600 dpi	16 ppm / 32 ipm	23 ppm / 46 ipm
Drivers and Software		
Supported OS (Scanner Driver)		
Windows	Windows XP / Vista / 7 / 8 / 8.1 / 10 / Server 2003 / Server 2008 / Server 2012 / Server 2016	
Mac	Mac OS X 10.6.8 or later	
Driver Compatibility	TWAIN, SANE, WIA, ICA, ISIS	
Bundled Software	Epson Scan 2	
	ISIS Driver (Web Download)	
	Epson Scan OCR Component	
	Epson Scan PDF Extensions	
	Document Capture Pro (Windows)	
	Document Capture (Mac)	
File Format	Epson Scan 2: JPEG, TIFF, Multi-TIFF, PDF, Searchable PDF, BMP, PNG	
	Document Capture Pro (Win): JPEG, BMP, PDF, Searchable PDF, TIFF, Multi-TIFF, PNG, DOCX, XLSX, PPTX	
Electrical Specifications		
Rated Voltage	AC 220-240 V	
Rated Frequency	50 - 60Hz	
Power Consumption		
Operating	18W	20W
Ready	8.5W	
Sleep	1.4W	
Off	0.1W	
Environmental Conditions		
Temperature		
Operating	5 - 35°C	
Storage	-25 - 60°C	
Humidity		
Operating	15 - 80% (No condensation)	
Storage	15 - 85% (No condensation)	
Options / Consumables		
	Durability	Order Code
Flatbed Dock	-	B12B819011
Roller Assembly Kit	200,000 scans	B12B819711
Carrier Sheet	3,000 scans	B12B819051
Cleaning Kit	-	B12B819291

Dimensions & Weight

DS-870/970

Weight: 3.6kg (7.94lb)



*1 Scanning resolution as defined by ISO14473.
*2 Based on A4 documents.

What's in the box:

- Scanner Main unit
- USB 3.0 Cable
- AC Adapter
- Power Cord
- Software CD
- Setup Guide

©2024 Epson Singapore Pte Ltd. All Rights Reserved.
Reproduction in part or in whole, without the written permission from Epson, is strictly prohibited.

EPSON is a registered trademark of Seiko Epson Corporation.
All other product and company names used herein are for identification purposes only and are the trademarks or registered trademarks of their respective owners.

Epson disclaims any and all rights in those marks. Projected images shown herein are simulations. The actual product design and contents may vary. Specifications are subject to change without notice and may vary between countries. Please check with local Epson offices for more information.

Dealer's Stamp

Information correct at time of printing
Printed March 2024